

Bigger, Better, Stronger... We'll Prove It.

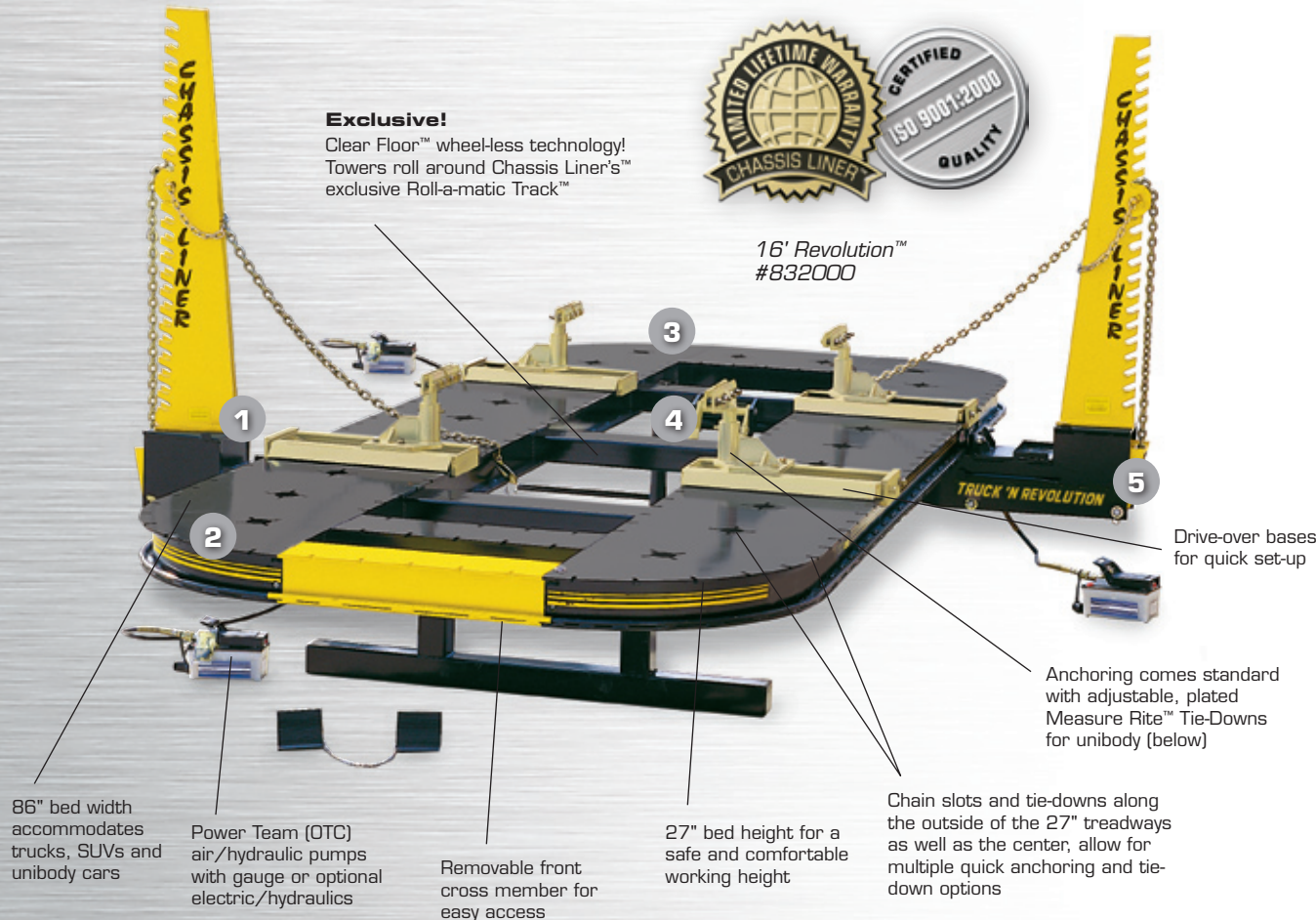
16' Revolution™ 10-Ton Pulling Power | 360° Pulling | Wheel-Less Towers 86" Wide Bed | 27" Working Height

Exclusive!

Clear Floor™ wheel-less technology!
Towers roll around Chassis Liner's™
exclusive Roll-a-matic Track™



16' Revolution™
#832000



86" bed width
accommodates
trucks, SUVs and
unibody cars

Power Team (OTC)
air/hydraulic pumps
with gauge or optional
electric/hydraulics

Removable front
cross member for
easy access

27" bed height for a
safe and comfortable
working height

Chain slots and tie-downs along
the outside of the 27" treadways
as well as the center, allow for
multiple quick anchoring and tie-
down options

Drive-over bases
for quick set-up

Anchoring comes standard
with adjustable, plated
Measure Rite™ Tie-Downs
for unibody (below)

Features


- (2) 10-ton (9072 kg) Clear Floor™ wheel-less towers
- 3 air/hydraulic pumps
- 2 tower rollers
- 4 adjustable, plated unibody tie-downs with upright holders
- 4 Drive-over bases
- (2) 10' (3.06m) chains with slip hooks
- 15-ton heavy-duty lift with hydraulics
- Removable front cross member
- 2 Hinge-a-matic™ non-skid ramps
- Wheel stops
- 60" tower height (1530 mm)
- 27" laser-cut treadways (689 mm)
- 7' 3" overall height (2.22 m)



Options


- Electric hydraulics 1 1/2 HP with handheld control 110 V or 220 V
- Additional towers (900 lbs.) Round #832205 or slotted #832200, Complete with hydraulics & pump

See Accessories Page for
additional upgrades.



New!

Swivel design provides
versatility of pulling
from multiple angles
and corners



Exclusive!

1/2" laser cut top
plate plus totally
enclosed treadways
for additional strength




New!

Hinge-a-matic™
non-skid ramps for
safe loading and
unloading



Heavy-Duty 15-ton
lift includes 3rd
pump for the lift



New!

Multiple pulling
capabilities up
to 3 pulls per
tower!

